

**SES H SERIES** - SINGLE PHASE - 1 to 100 kVA

**COST EFFICIENT VOLTAGE STABILISATION**  
with fast speed of response. High output voltage accuracy and inbuilt energy saving ability.

**FEATURES**

- **Automatic Voltage Regulation**  
Step less automated voltage regulation - ideal for 95% of all applications.
- **Wide Range of Power Ratings**  
Single Phase 1 to 100 KVA
- **Broad Input Voltage Swing Ranges**  
Input Swing -  $\pm 15\%$  (S15),  $\pm 20\%$  (S20),  $\pm 25\%$  (S25),  $\pm 30\%$  (S30),  $\pm 35\%$  (S35) &  $\pm 40\%$  (S40) - to specify.
- **Precise Output Voltage Regulation**  
Output Voltage Accuracy  $\pm 1\%$
- **Transient Voltage Surge Suppression**  
TVSS - Protects loads against harmful high-energy surges, transients and spikes.
- **High Efficiency**  
Better than 98% for low running costs.



SERVO **ELECTRONIC** DESIGN  
**AC VOLTAGE STABILISERS & REGULATORS**  
**AC SINGLE PHASE - 1 TO 100 kVA**

**SES**  
**H - SINGLE PHASE**

**ENSURING A STABLE AC MAINS SUPPLY VOLTAGE**

AC mains supply voltage fluctuations can cause equipment to behave erratically and malfunction. Some systems may even break down due to these fluctuations, noise or spikes. Failure to ensure the incoming mains voltage is stable and clean can often result in costly equipment repairs and unscheduled down-time.

**Ashley-Edison AC Voltage Stabilisers offer -**

- **Voltage Stability & Protection**  
Suitable for all electrical and electronic equipment, Ashley-Edison's SES AC Voltage Stabilisers continuously monitor the incoming supply. Should the incoming voltage rise or drop, the Stabilisers will automatically control the output to ensure the voltage reaching the load equipment always remains constant at the requisite voltage. Inbuilt spike protection ensures the load is continuously protected against harmful utility supply born high energy spikes and surges.
- **Durability & Dependability**  
With an impressively wide range of input voltage window options and precise output voltage regulation, the electro-mechanical / servo electronic design based SES Voltage Stabilisers have repeatedly proven their durability and dependability in some of the world's harshest and most demanding power environments.
- **Energy Efficiency**  
Characterised by high efficiency, SES Stabilisers are completely unaffected by power factor and load variations. Able to withstand high instantaneous overloads, SES Stabilisers do not generate any magnetic interference - making them ideal for being located near to sensitive equipment. Through delivering a regulated, stable and optimised voltage to the equipment they support, SES Stabilisers ensure you only pay for the actual energy you need.
- **Unparalleled Protection and Value**  
Unparalleled inbuilt protection features, including the provision of Soft Switch-On as standard on all models, ensures SES AC Voltage Stabilisers deliver, without compromising on technical performance or quality, outstanding value for money.

- **Inbuilt High Overload Capability**  
Ideal for loads with an inherent initial high current draw on start up.
- **Input Circuit Breaker**  
Standard protection on all models
- **Bypass Control Switch**  
Manual Electronic Controls Bypass Facility
- **Soft - Switch On**  
Load protection on Start Up
- **Optional Accessories**  
Output Circuit Breaker, Full Manual Maintenance Bypass Switch, Over / Low Voltage Protection & Lightning Arrestors
- **Compliance with International Standards**  
Designed, manufactured and supplied to comply with leading international standards
- **CE Conformity**  
Fully compliant and labelled
- **Warranty**  
3 Years / 36 Months as standard

**Available Standard Models:**

- **H Series - High Voltage Models**  
220V, 230V or 240V (Single Phase)
- **L Series - Low Voltage Models**  
100V, 110V, 115V, 120V or 127V (Single Phase)
- **HL & LH Series**  
Step Up & Step Down Voltage Models (Single Phase)

## VOLTAGE CHOICES AVAILABLE

### 2 WIRE SOLUTIONS

SINGLE PHASE WITH NEUTRAL (+ GROUND)

#### H SERIES

1 to 100 kVA

High Voltage Models:

220V, 230V or 240V.

Other voltages available on individual request / quotation.

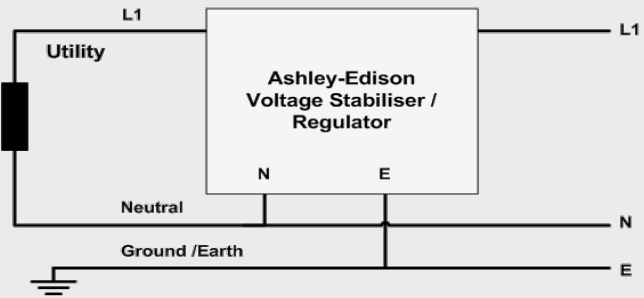
#### L SERIES

1 to 40kVA

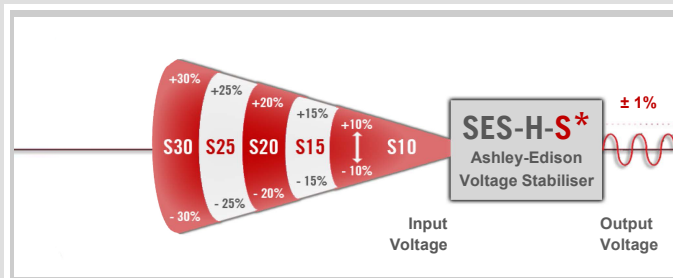
Low Voltage Models:

100V, 110V, 115V, 120V or 127V.

Other voltages available on individual request / quotation.



## H SERIES INPUT VOLTAGE WINDOW OPTIONS



In situations where there is a reasonably good mains supply, a Stabiliser offering an input variation swing of  $\pm 15\%$  (S15 Models) will usually be more than acceptable, but in more remote locations, or countries where the national supply infrastructure is less developed, variations of  $\pm 20\%$  or greater may be needed to be accommodated by the Stabiliser.

**Please Note** – These Stabilisers are not designed to support / protect voltage “back feed” applications, where energy is required to be also fed back into the utility supply.

## H SERIES - SES-H-S\* Input Voltage Windows & Output Accuracy

Nominal Single Phase Voltage	Output Voltage Accuracy $\pm$ % of Nominal	INPUT VOLTAGE SWINGS / SWING MODEL NO VARIANTS			
		S15	S20	S25	S30
		Up to 100 kVA	Up to 75 kVA	Up to 60 kVA	Up to 50 kVA
220V	$\pm 1\%$	187v to 253v ( $\pm 15\%$ )	176v to 264v ( $\pm 20\%$ )	165v to 275v ( $\pm 25\%$ )	154v to 286v ( $\pm 30\%$ )
	$\pm 3\%$	183v to 260v (-17% / +18%)	172v to 271v (-22% / +23%)	161v to 282v (-27% / +28%)	150v to 293v (-32% / +33%)
	$\pm 5\%$	178v to 266v (-19% / +21%)	167v to 277v (-24% / +26%)	156v to 288v (-29% / +31%)	145v to 299v (-34% / +36%)
230V	$\pm 1\%$	196v to 264v ( $\pm 15\%$ )	184v to 276v ( $\pm 20\%$ )	173v to 287v ( $\pm 25\%$ )	161v to 299v ( $\pm 30\%$ )
	$\pm 3\%$	191v to 271v (-17% / +18%)	179v to 283v (-22% / +23%)	168v to 294v (-27% / +28%)	156v to 306v (-32% / +33%)
	$\pm 5\%$	186v to 278v (-19% / +21%)	175v to 290v (-24% / +26%)	163v to 302v (-29% / +31%)	152v to 313v (-34% / +36%)
240V	$\pm 1\%$	204v to 276v ( $\pm 15\%$ )	192v to 288v ( $\pm 20\%$ )	180v to 300v ( $\pm 25\%$ )	168v to 312v ( $\pm 30\%$ )
	$\pm 3\%$	199v to 283v (-17% / +18%)	187v to 295v (-22% / +23%)	175v to 307v (-27% / +28%)	163v to 319v (-32% / +33%)
	$\pm 5\%$	194v to 290v (-19% / +21%)	182v to 302v (-24% / +26%)	170v to 314v (-29% / +31%)	158v to 326v (-34% / +36%)

## TYPICAL APPLICATIONS

- Computers & Network Systems
- Medical Equipment
- Electronics Equipment
- Testing Equipment
- Laboratory Equipment
- POS Terminals
- Process Control Systems
- TV/Radio Broadcasting Stations
- Audio/Video Systems
- Security Systems
- Photo Processing Systems
- Marine Navigation Systems



**TECHNICAL SPECIFICATION**

<b>Technology:</b>	Servo Electronic - Variable Transformer controlled, series regulation transformer (buck-boast transformer with secondary wired in series with the load).
<b>Input Voltage Swing:</b>	±15% (or -17% +18% or -19% +21%) Single Phase, 2 Wire.
<b>Output Voltage:</b>	Pre-settable for any voltage between 220V, 230V, 240V, (Customer to specify), Single Phase, 2 Wire. 254V & 277V models available to special order. The permissible input voltage swing is relative to the preset output voltage.
<b>Output Voltage Accuracy:</b>	± 1%, ± 3% or ± 5 % - auto selection based on input voltage swing.
<b>Frequency:</b>	47 - 65Hz
<b>Response Time:</b>	<1.5ms
<b>Correction Time:</b>	A 10% supply variation will be corrected to within 2.5% in 0.6 seconds.
<b>Efficiency:</b>	98%
<b>Power Factor:</b>	Any lagging to 0.95 leading
<b>Surge Ratings:</b>	10 x max. current rating for 2 seconds 3 x max. current rating for 1 minute 2 x max. current rating for 2 minutes
<b>Surge Suppression:</b>	TVSS - Protects loads against high-energy Spikes and Transient Voltages.
<b>Total Harmonic Distortion:</b>	Less than 1%
<b>Soft-Switch On:</b>	Ensures the output voltage is set at minimum upon Switch-On before commencing stabilization - protects load equipment from damaging start up voltage surges.
<b>Environment:</b>	Temperature range -15 to 45 °C. Derate by 2% for each additional °C Up to max 60 °C . Suitable for indoor tropical use 95% RH (non-condensing). Maximum altitude 1000m. Derate by 2.5% for each additional 500m.

<b>Construction:</b>	Enclosures to IP20 (NEMA 1 Style) - BS EN 60529.
<b>Paint Colour:</b>	RAL 7032 (Grey - Epoxy Powder Coating)
<b>EMC Conformance:</b>	Complies with BS EN 55022 and the relevant parts of the BS EN 61000 series of standards.
<b>CE Conformity:</b>	<b>CE Marked</b> - being fully compliant with European Union Directives 2004/108/EC (The EMC Directive) and 2006/95/EC (The Low Voltage Directive).
<b>Standard Warranty:</b>	Three Years / 36 Months from date of supply
<b>Standard Features:</b>	<b>SES-1H - 10H</b> Input Circuit Breaker Input / Output Terminals Bypass Control Switch Universal Output Socket  <b>SES-15H - 100H</b> Input Circuit Breaker Input / Output Terminals Output Voltmeter and Ammeter Bypass Control Switch Free Standing Enclosure on Castors
<b>Optional Accessories:</b>	Over / Low Voltage Protection, Voltmeter & Ammeter Manual Maintenance Bypass Switch Lightning Surge Arrestor Digital Power Metering - showing V,A,W,VA,AER,PF & kWh AquaStop Protective Coating - protection against damp and moisture ingress
<b>Optional Step Down Voltage Feature:</b>	Ideal for applications where the utility supply voltage is different from the load equipment's requirement - see <b>SES-HL SERIES</b> Step Down AC Voltage Stabilisers.
<b>Optional Isolation Transformer:</b>	Shielded isolation transformer providing extra protection between the utility and the load. Protects against common and transverse mode electrical noise - see <b>PCS-H SERIES</b> AC Power Conditioners.

Note: Optional Accessories added may affect dimensions - subject to confirmation.

**S15 PRODUCT SELECTION TABLE**ALSO available in  
Outdoor IP54 / NEMA 3 Style  
Enclosures - **0SES SERIES**19" Rack Mount Enclosures -  
**SES-R SERIES** - up to 15 kVA

Model	Rating kVA	Max Rating (Amps)			Dimensions (mm) W x H x D	Weight (Kg)	Enclosure Type
		@ 220V	@ 230V	@ 240V			
SES-1H-S15	1	4.5	4.3	4.2	210 x 260 x 420	20	016A
SES-2H-S15	2	9.1	8.7	8.3	210 x 260 x 420	20.5	016A
SES-3H-S15	3	13.6	13.0	12.5	210 x 260 x 420	21	016A
SES-4H-S15	4	18	17	17	210 x 260 x 420	22.5	016A
SES-5H-S15	5	23	22	21	210 x 260 x 420	23	016A
SES-8H-S15	8	36	35	33	210 x 260 x 420	29	016A
SES-10H-S15	10	46	44	42	210 x 260 x 420	30	016A
SES-15H-S15	15	68	65	63	270 x 460 x 490	53	102
SES-20H-S15	20	91	87	83	270 x 460 x 490	56	102
SES-30H-S15	30	136	130	125	500 x 700 x 600	110	104A
SES-40H-S15	40	182	174	167	500 x 700 x 600	120	104A
SES-50H-S15	50	227	217	208	500 x 910 x 600	140	104
SES-60H-S15	60	273	261	250	600 x 1170 x 700	220	105
SES-75H-S15	75	341	326	313	600 x 1170 x 700	240	105
SES-100H-S15	100	455	435	417	600 x 1170 x 700	260	105

**TECHNICAL SPECIFICATION**

<b>Technology:</b>	Servo Electronic - Variable Transformer controlled, series regulation transformer (buck-boast transformer with secondary wired in series with the load).
<b>Input Voltage Swing:</b>	±20% (or -22% +23% or -24% +26%) Single Phase, 2 Wire.
<b>Output Voltage:</b>	Presetable for any voltage between 220V, 230V, 240V, (Customer to specify), Single Phase, 2 Wire. 254V & 277V models available to special order.  The permissible input voltage swing is relative to the preset output voltage.
<b>Output Voltage Accuracy:</b>	± 1%, ± 3% or ± 5 % - auto selection based on input voltage swing.
<b>Frequency:</b>	47 - 65Hz
<b>Response Time:</b>	<1.5ms
<b>Correction Time:</b>	A 10% supply variation will be corrected to within 2.5% in 0.6 seconds.
<b>Efficiency:</b>	98%
<b>Power Factor:</b>	Any lagging to 0.95 leading
<b>Surge Ratings:</b>	10 x max. current rating for 2 seconds 3 x max. current rating for 1 minute 2 x max. current rating for 2 minutes
<b>Surge Suppression:</b>	TVSS - Protects loads against high-energy Spikes and Transient Voltages.
<b>Total Harmonic Distortion:</b>	Less than 1%
<b>Soft-Switch On:</b>	Ensures the output voltage is set at minimum upon Switch-On before commencing stabilization - protects load equipment from damaging start up voltage surges.
<b>Environment:</b>	Temperature range -15 to 45 °C. Derate by 2% for each additional °C Up to max 60 °C . Suitable for indoor tropical use 95% RH (non-condensing). Maximum altitude 1000m. Derate by 2.5% for each additional 500m.

<b>Construction:</b>	Enclosures to IP20 (NEMA 1 Style) - BS EN 60529.
<b>Paint Colour:</b>	RAL 7032 (Grey - Epoxy Powder Coating)
<b>EMC Conformance:</b>	Complies with BS EN 55022 and the relevant parts of the BS EN 61000 series of standards.
<b>CE Conformity:</b>	<b>CE Marked</b> - being fully compliant with European Union Directives 2004/108/EC (The EMC Directive) and 2006/95/EC (The Low Voltage Directive).
<b>Standard Warranty:</b>	Three Years / 36 Months from date of supply
<b>Standard Features:</b>	<b>SES-1H - 5H</b> Input Circuit Breaker Input / Output Terminals Bypass Control Switch Universal Output Socket  <b>SES-8H - 75H</b> Input Circuit Breaker Input / Output Terminals Output Voltmeter and Ammeter Bypass Control Switch Free Standing Enclosure on Castors
<b>Optional Accessories:</b>	Over / Low Voltage Protection, Voltmeter & Ammeter Manual Maintenance Bypass Switch Lightning Surge Arrestor Digital Power Metering - showing V,A,W,VA,AER,PF & kWh AquaStop Protective Coating - protection against damp and moisture ingress
<b>Optional Step Down Voltage Feature:</b>	Ideal for applications where the utility supply voltage is different from the load equipment's requirement - see <b>SES-HL SERIES</b> Step Down AC Voltage Stabilisers.
<b>Optional Isolation Transformer:</b>	Shielded isolation transformer providing extra protection between the utility and the load. Protects against common and transverse mode electrical noise - see <b>PCS-H SERIES</b> AC Power Conditioners.

Note: Optional Accessories added may affect dimensions - subject to confirmation.

**S20 PRODUCT SELECTION TABLE**

ALSO available in

Outdoor IP54 / NEMA 3 Style  
Enclosures - **0SES SERIES**19" Rack Mount Enclosures -  
**SES-R SERIES** - up to 15 kVA

Model	Rating kVA	Max Rating (Amps)			Dimensions (mm) W x H x D	Weight (Kg)	Enclosure Type
		@ 220V	@ 230V	@ 240V			
SES-1H-S20	1	4.5	4.3	4.2	210 x 260 x 420	22	016A
SES-2H-S20	2	9.1	8.7	8.3	210 x 260 x 420	22.5	016A
SES-3H-S20	3	13.6	13.0	12.5	210 x 260 x 420	23	016A
SES-4H-S20	4	18	17	17	210 x 260 x 420	26.5	016A
SES-5H-S20	5	23	22	21	210 x 260 x 420	27	016A
SES-8H-S20	8	36	35	33	270 x 460 x 490	49	102
SES-10H-S20	10	46	44	42	270 x 460 x 490	50	102
SES-15H-S20	15	68	65	63	270 x 460 x 490	60	102
SES-20H-S20	20	91	87	83	400 x 580 x 500	84	103
SES-30H-S20	30	136	130	125	500 x 700 x 600	124	104A
SES-40H-S20	40	182	174	167	600 x 1170 x 700	200	105
SES-50H-S20	50	227	217	208	600 x 1170 x 700	230	105
SES-60H-S20	60	273	261	250	600 x 1170 x 700	250	105
SES-75H-S20	75	341	326	313	700 x 1400 x 800	290	106

**TECHNICAL SPECIFICATION**

<b>Technology:</b>	Servo Electronic - Variable Transformer controlled, series regulation transformer (buck-boast transformer with secondary wired in series with the load).
<b>Input Voltage Swing:</b>	±25% (or -27% +28% or -29% +31%) Single Phase, 2 Wire.
<b>Output Voltage:</b>	Pre-settable for any voltage between 220V, 230V, 240V, (Customer to specify), Single Phase, 2 Wire. 254V & 277V models available to special order.  The permissible input voltage swing is relative to the preset output voltage.
<b>Output Voltage Accuracy:</b>	± 1%, ± 3% or ± 5 % - auto selection based on input voltage swing.
<b>Frequency:</b>	47 - 65Hz
<b>Response Time:</b>	<1.5ms
<b>Correction Time:</b>	A 10% supply variation will be corrected to within 2.5% in 0.6 seconds.
<b>Efficiency:</b>	98%
<b>Power Factor:</b>	Any lagging to 0.95 leading
<b>Surge Ratings:</b>	10 x max. current rating for 2 seconds 3 x max. current rating for 1 minute 2 x max. current rating for 2 minutes
<b>Surge Suppression:</b>	TVSS - Protects loads against high-energy Spikes and Transient Voltages.
<b>Total Harmonic Distortion:</b>	Less than 1%
<b>Soft-Switch On:</b>	Ensures the output voltage is set at minimum upon Switch-On before commencing stabilization - protects load equipment from damaging start up voltage surges.
<b>Environment:</b>	Temperature range -15 to 45 °C. Derate by 2% for each additional °C Up to max 60 °C . Suitable for indoor tropical use 95% RH (non-condensing). Maximum altitude 1000m. Derate by 2.5% for each additional 500m.

<b>Construction:</b>	Enclosures to IP20 (NEMA 1 Style) - BS EN 60529.
<b>Paint Colour:</b>	RAL 7032 (Grey - Epoxy Powder Coating)
<b>EMC Conformance:</b>	Complies with BS EN 55022 and the relevant parts of the BS EN 61000 series of standards.
<b>CE Conformity:</b>	<b>CE Marked</b> - being fully compliant with European Union Directives 2004/108/EC (The EMC Directive) and 2006/95/EC (The Low Voltage Directive).
<b>Standard Warranty:</b>	Three Years / 36 Months from date of supply
<b>Standard Features:</b>	<b>SES-1H - 5H</b> Input Circuit Breaker Input / Output Terminals Bypass Control Switch Universal Output Socket  <b>SES-8H - 60H</b> Input Circuit Breaker Input / Output Terminals Output Voltmeter and Ammeter Bypass Control Switch Free Standing Enclosure on Castors
<b>Optional Accessories:</b>	Over / Low Voltage Protection, Voltmeter & Ammeter Manual Maintenance Bypass Switch Lightning Surge Arrestor Digital Power Metering - showing V,A,W,VA,AER,PF & kWh AquaStop Protective Coating - protection against damp and moisture ingress
<b>Optional Step Down Voltage Feature:</b>	Ideal for applications where the utility supply voltage is different from the load equipment's requirement - see <b>SES-HL SERIES</b> Step Down AC Voltage Stabilisers.
<b>Optional Isolation Transformer:</b>	Shielded isolation transformer providing extra protection between the utility and the load. Protects against common and transverse mode electrical noise - see <b>PCS-H SERIES</b> AC Power Conditioners.

Note: Optional Accessories added may affect dimensions - subject to confirmation.

**S25 PRODUCT SELECTION TABLE**

ALSO available in

Outdoor IP54 / NEMA 3 Style  
Enclosures - **0SES SERIES**19" Rack Mount Enclosures -  
**SES-R SERIES** - up to 10 kVA

Model	Rating kVA	Max Rating (Amps)			Dimensions (mm) W x H x D	Weight (Kg)	Enclosure Type
		@ 220V	@ 230V	@ 240V			
SES-1H-S25	1	4.5	4.3	4.2	210 x 260 x 420	24	016A
SES-2H-S25	2	9.1	8.7	8.3	210 x 260 x 420	24.5	016A
SES-3H-S25	3	13.6	13.0	12.5	210 x 260 x 420	25	016A
SES-4H-S25	4	18	17	17	210 x 260 x 420	29	016A
SES-5H-S25	5	23	22	21	210 x 260 x 420	30	016A
SES-8H-S25	8	36	35	33	270 x 460 x 490	53	102
SES-10H-S25	10	46	44	42	270 x 460 x 490	56	102
SES-15H-S25	15	68	65	63	400 x 580 x 500	84	103
SES-20H-S25	20	91	87	83	500 x 700 x 600	120	104A
SES-30H-S25	30	136	130	125	600 x 1170 x 700	220	105
SES-40H-S25	40	182	174	167	600 x 1170 x 700	240	105
SES-50H-S25	50	227	217	208	600 x 1170 x 700	260	105
SES-60H-S25	60	273	261	250	700 x 1400 x 800	290	106



**TECHNICAL SPECIFICATION**

<b>Technology:</b>	Servo Electronic - Variable Transformer controlled, series regulation transformer (buck-boast transformer with secondary wired in series with the load).
<b>Input Voltage Swing:</b>	±30% (or -32% +33% or -34% +36%) Single Phase, 2 Wire.
<b>Output Voltage:</b>	Pre-settable for any voltage between 220V, 230V, 240V, (Customer to specify), Single Phase, 2 Wire. 254V & 277V models available to special order.  The permissible input voltage swing is relative to the preset output voltage.
<b>Output Voltage Accuracy:</b>	± 1%, ± 3% or ± 5% - auto selection based on input voltage swing.
<b>Frequency:</b>	47 - 65Hz
<b>Response Time:</b>	<1.5ms
<b>Correction Time:</b>	A 10% supply variation will be corrected to within 2.5% in 0.6 seconds.
<b>Efficiency:</b>	98%
<b>Power Factor:</b>	Any lagging to 0.95 leading
<b>Surge Ratings:</b>	10 x max. current rating for 2 seconds 3 x max. current rating for 1 minute 2 x max. current rating for 2 minutes
<b>Surge Suppression:</b>	TVSS - Protects loads against high-energy Spikes and Transient Voltages.
<b>Total Harmonic Distortion:</b>	Less than 1%
<b>Soft-Switch On:</b>	Ensures the output voltage is set at minimum upon Switch-On before commencing stabilization - protects load equipment from damaging start up voltage surges.
<b>Environment:</b>	Temperature range -15 to 45 °C. Derate by 2% for each additional °C Up to max 60 °C . Suitable for indoor tropical use 95% RH (non-condensing). Maximum altitude 1000m. Derate by 2.5% for each additional 500m.

<b>Construction:</b>	Enclosures to IP20 (NEMA 1 Style) - BS EN 60529.
<b>Paint Colour:</b>	RAL 7032 (Grey - Epoxy Powder Coating)
<b>EMC Conformance:</b>	Complies with BS EN 55022 and the relevant parts of the BS EN 61000 series of standards.
<b>CE Conformity:</b>	<b>CE Marked</b> - being fully compliant with European Union Directives 2004/108/EC (The EMC Directive) and 2006/95/EC (The Low Voltage Directive).
<b>Standard Warranty:</b>	Three Years / 36 Months from date of supply
<b>Standard Features:</b>	<b>SES-1H - 3H</b> Input Circuit Breaker Input / Output Terminals Bypass Control Switch Universal Output Socket  <b>SES-4H - 50H</b> Input Circuit Breaker Input / Output Terminals Output Voltmeter and Ammeter Bypass Control Switch Free Standing Enclosure on Castors
<b>Optional Accessories:</b>	Over / Low Voltage Protection, Voltmeter & Ammeter Manual Maintenance Bypass Switch Lightning Surge Arrestor Digital Power Metering - showing V,A,W,VA,AER,PF & kWh AquaStop Protective Coating - protection against damp and moisture ingress
<b>Optional Step Down Voltage Feature:</b>	Ideal for applications where the utility supply voltage is different from the load equipment's requirement - see <b>SES-HL SERIES</b> Step Down AC Voltage Stabilisers.
<b>Optional Isolation Transformer:</b>	Shielded isolation transformer providing extra protection between the utility and the load. Protects against common and transverse mode electrical noise - see <b>PCS-H SERIES</b> AC Power Conditioners.

Note: Optional Accessories added may affect dimensions - subject to confirmation.

**S30 PRODUCT SELECTION TABLE**

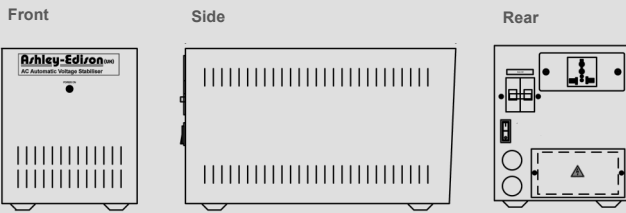
ALSO available in

Outdoor IP54 / NEMA 3 Style Enclosures - **0SES SERIES**19" Rack Mount Enclosures - **SES-R SERIES** - up to 8 kVA

Model	Rating kVA	Max Rating (Amps)			Dimensions (mm) W x H x D	Weight (Kg)	Enclosure Type
		@ 220V	@ 230V	@ 240V			
SES-1H-S30	1	4.5	4.3	4.2	210 x 260 x 420	28	016A
SES-2H-S30	2	9.1	8.7	8.3	210 x 260 x 420	28.5	016A
SES-3H-S30	3	13.6	13.0	12.5	210 x 260 x 420	29	016A
SES-4H-S30	4	18	17	17	270 x 460 x 490	50	102
SES-5H-S30	5	23	22	21	270 x 460 x 490	52	102
SES-8H-S30	8	36	35	33	270 x 460 x 490	66	102
SES-10H-S30	10	46	44	42	270 x 460 x 490	68	102
SES-15H-S30	15	68	65	63	500 x 700 x 600	104	104A
SES-20H-S30	20	91	87	83	500 x 910 x 600	132	104
SES-30H-S30	30	136	130	125	600 x 1170 x 700	220	105
SES-40H-S30	40	182	174	167	600 x 1170 x 700	260	105
SES-50H-S30	50	227	217	208	700 x 1400 x 800	310	106

## ENCLOSURE TYPES

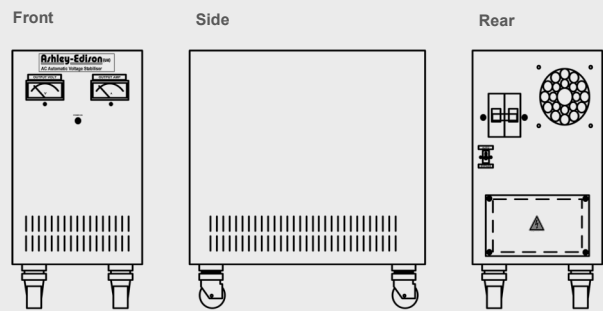
### 016A



**Physical Size:** 210(W) x 260(H) x 420(D) mm  
8.3"(W) x 10.3"(H) x 16.6"(D) inches

**Features:** Input Circuit Breaker, Input / Output Terminals, Bypass Control Switch & Universal Output Socket

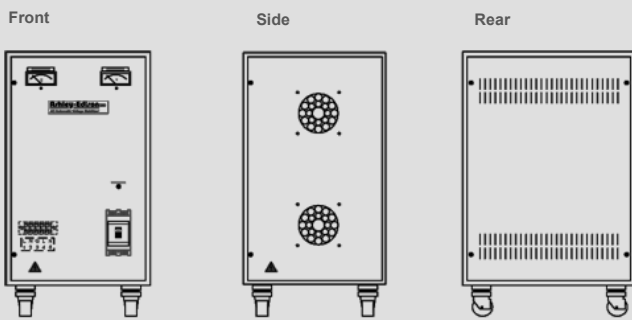
### 102



**Physical Size:** 270(W) x 460(H) x 490(D) mm  
10.7"(W) x 18.2"(H) x 19.3"(D) inches

**Features:** Input Circuit Breaker, Input / Output Terminals, Output Voltmeter and Ammeter, Bypass Control Switch & Free Standing Enclosure on Castors

### 103 -106



**Features:** Input Circuit Breaker, Input / Output Terminals, Output Voltmeter and Ammeter, Bypass Control Switch & Free Standing Enclosure on Castors

Enclosure	Physical Size:
<b>103</b>	400(W) x 580(H) x 500(D) mm 15.8"(W) x 22.9"(H) x 19.7"(D) inches
<b>104A</b>	500(W) x 700(H) x 600(D) mm 19.7"(W) x 27.6"(H) x 23.7"(D) inches
<b>104</b>	500(W) x 900(H) x 600(D) mm 19.7"(W) x 35.5"(H) x 23.7"(D) inches
<b>105</b>	600(W) x 1170(H) x 700(D) mm 23.7"(W) x 46.1"(H) x 27.6"(D) inches
<b>106</b>	700(W) x 1400(H) x 800(D) mm 27.6"(W) x 55.2"(H) x 31.5"(D) inches

## AVAILABILITY

We offer probably the best availability on AC Voltage Stabiliser & Power Conditioning solutions.


Many of our most popular ratings are readily available from stock at the factory or from one of our strategically located Service and Distribution Hubs. Where a solution is not readily available, due to our considerable investment in component inventory and fine-tuned accredited build processes, we are able to ensure very short lead times on deliveries – *even for the largest of models!*

### WANT TO KNOW MORE . . . . .

Want to learn more about our Servo Electronic AC Voltage Regulators / Stabilisers and Power Conditioners?

Please ask for a copy of our . . . .

**Servo Electronic Overview Brochure**



### NEED HELP SELECTING THE RIGHT MODEL FOR YOUR NEEDS?

Check-out our Online Selection Tool at

<http://www.AshleyEdison.com/Selector>

## CUSTOM BUILT SOLUTIONS

Ashley-Edison, with a strong and wide manufacturing base, is able to meet the requirements of customers from our own in-house professional resources.

Where bespoke / custom built solutions are required we are able to call upon our extensive portfolio of proven standard designs and tailor offerings to accommodate, without breaking the bank, most individual specific requirements.

Copyright 2014 © Ashley-Edison (UK) reserve the right to change any or all the specifications indicated or implied without prior notice. E&EO.

